

1. Opening shot - Full dish static in frame.



2. Slow zoom in to half dish.
Dish slowly rotates 180° & comes to easy stop.
Title on dish has replaced some characters.
Phase 9/16 seconds & large rotation of dish again.

- Music starts.
Intro to upbeat active beat.



3. Dish rotation easy stop at trainer and hoplite.



4. Close up of trainer tapping staff on floor 2/3 times.



5. Cut to hoplite taking position.
Hold for a moment then make forward thrust and back.
Repeat twice.

cut to close-up



6. Cut wide. Trainer nodding while hoplite returns to standing position.
Trainer then waves hand or talking while making underhand spear thrusts.



7. Hoplite takes position & performs underhand thrust x 2.
Cut to close up while hoplite takes position.



8. Cut to close up of trainer tapping staff and then step forward and put his forward shoulder, leaning it.



9. Cut to hoplite moving shield shove done by the trainer.
Fade Out.



10. Fade In.
Trainer lifting liver from altar. Wide shot for hoplite.
Hoplite bows R to look at it closely.

-Music change.
-sincer pool will take
fuel.

New bladed spear.



11. Hoplite straightens, picks up shield and helmet.
Puts helmet on back of his head.
Trainer puts liver down and they then shake hands before hoplite exits right.

Liver close-up



12. Dash rotates keeping hoplite in centre.
As dash rotates other hoplites appear walking to the right which our hoplite joins.
Fade Out.

-Music change
pick up pace.



13. Fade in.
Close up of hoplite with helmet on top of head, walking.
Hoplite pulls helmet down over face.
- music change
- rain and drum in background



14. Zoom out to show hoplites coming to stop together.



15. Cut to black helmets at rest, 1 polishing helmet. Close in on polisher - pulling back to full scene.



16. Cut back to hoplites banging spears against shields.
Close on shields, pulling back to full scene.



17. Cut to black helmets hurriedly forming up. Spear tips waving.
Zoom in towards spear tips.



Late-comers
struggle up.

Clothing
less uniform.


18. Cut to hoplites marching, spears raised.
Camera stays with hoplites as they turn.



19. Cut to black helmets, waiting, spears ready.
Camera sways right to left.



20. Cut to close up. Static camera. Spear tips to bolts passing by.




21. Cut to close up of black helmets waiting.




22. Cut to feet marching. Static camera. Dish rotating.
Camera pulls back and up.



23. Cut to v. close up of black helmets.
Slow zoom in.



24. Cut to v. close up of hoplite.
Slow zoom in.




25. Zoom out of 24 as hoplites stop and start stabbing. Hoplites step forward closing the gap. Slow zoom in.



26. Close up of black helmet getting stabbed.



27. Cut to shields clashing, becoming a push. CRACK APPEARS



28. Black helmet lies broken / goes down.



29. Black helmet flies and is speared in the back. Fade out as hoplites start to give chase.



30. End of battle. Fades in with dish slowly rotating. Bodies everywhere. Hoplites wandering through, stabbing the wounded. Fade Out.



31. Fade In.
Trainer poking altar, looks up and hurls people off screen.

-Face change
left, rebelling.



32. Cut to hoplites returning. -Warrior response to the trainer.
Dish rotates

Cut to hoplites
putting up a
trophy + celebrating.
Main hoplite arrives
with empty helmet.



33. Dish rotates. Hoplites meet the trainer.
Zoom in to the main pair and fade out.



34. Fade In. Half dish as per frame 2.
Dish rotates and pauses on credits.

First. STORY
SONYA NEVON
ANIMATION
STEVE K. SIMONS

Second. Vase Details
Cuban black figure lekanis
High Relief, c. 550 BC
on Museum (56.8.8)

Dish rotates, camera zooms out.
Fade out.

Music end.